



VALENTINES DAY LABELS

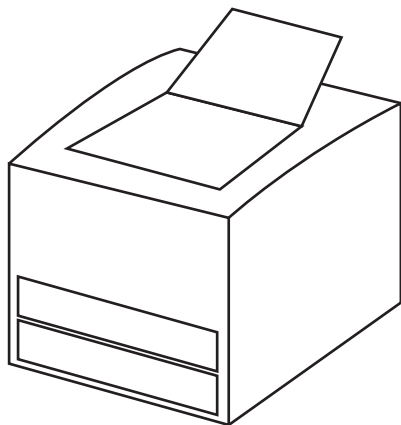
[1.5 INCH DIAMETER]



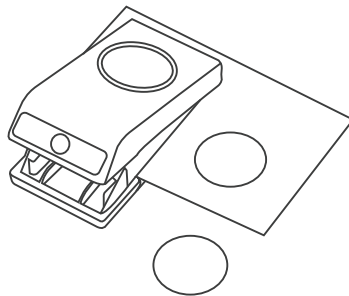

PRINTING METHOD

METHOD : 1 LABEL PER PAGE PAPER THIS METHOD IS MOST RECOMMENDED FOR COMPLETE CONTROL OF ALLIGMENT

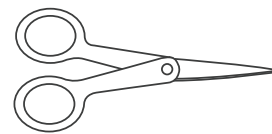
PRINTER



FULL PAGE LABEL PAPER
WORLD LABELS WL175
8.5 X 11 INCH LABEL



1.5 INCH CIRCULAR
PUNCH or SCISSORS



PRINTING TIPS: PLEASE READ!

8.5 x 11 INCH LABEL PAPER - WORLD LABELS TEMPLATE WL175. The following pages are set up with cutting outlines and more space around labels to make cutting out easier. This method means you can print on any brand of full page label paper (8.5 inches x 11 inches) and cut each label out manually, giving yourself complete control over alignment. It is recommended for best results you use a 1.5 inch circle cutter. The 'EK Success' ones allow you to line the label up perfectly before you punch. Still select 'do not scale' and best quality print settings. The document is set up within the general margins of US Letter and A4 page formats. Whatever size you print on DO NOT SCALE.

USE LABEL SHEET WL175

